

# SPRINT ADVANCEMENT CHART

## Alberta Cup 1 - Canmore Nordic Kickstart

Dec 5th 2009

### Midget Girls

For Quarter-Finals, Lane Choice (LC) is determined by fastest qualification time (lowest bib number).

For Semi-Finals and Final, Lane Choice (LC) is determined by placing in the previous round, then by, fastest qualification time (lowest bib number).

Please make choices with Assistant Starter so you are all in proper lanes when you move to the start.

Quarter-Final Start		
LC	Bib #	Name
<b>Q1 Start Time: 13:00</b>		
1	1	Carly Holland
2	10	Madeleine Harris
3	11	Rona Herzog
4	20	Aya Nakamoto
5	21	Rebecca Frangos
6	30	
<b>Q2 Start Time: 13:03</b>		
1	4	Chloe Neil
2	7	Ruth Hanthorn
3	14	Anika Asfeldt
4	17	Emmy Phillips
5	24	Paige Martin
6	27	
<b>Q3 Start Time: 13:06</b>		
1	5	Kes Carson
2	6	Kirsten Gillett
3	15	Sara Frangos
4	16	Michelle Hall
5	25	
6	26	
<b>Q4 Start Time: 13: 09</b>		
1	2	Nicola Davies
2	9	Claire Peterson
3	12	Allie Saurette
4	19	Alice Storrie
5	22	Megan Hopkins
6	29	
<b>Q5 Start Time: 13:12</b>		
1	3	Joelle Sevigny
2	8	Megan Alexandruk
3	13	Lauren Turcot
4	18	Morgan Rogers
5	23	Alix Stephen
6	28	

Quarter-Final Finish		
Rank	Bib #	
<b>Q1 Finish</b>		
1	1	
2	11	
3*	10	
4	21	
5	20	
6		
<b>Q2 Finish</b>		
1	4	
2	7	
3*	14	
4	17	
5	24	
6		
<b>Q3 Finish</b>		
1	6	
2	5	
3*	16	
4	15	
5		
6		
<b>Q4 Finish</b>		
1	2	
2	9	
3*	12	
4	19	
5	22	
6		
<b>Q5 Finish</b>		
1	3	
2	8	
3*	13	
4	18	
5	23	
6		

Semi-Final Start		
Lane Choice	Bib #	
<b>S1 Start Time: 13:27</b>		
1	1	
2	4	
3	5	
4	7	
5	11	
(LL1)	6	10
<b>S2 Start Time: 13:30</b>		
1	2	
2	3	
3	6	
4	8	
5	9	
(LL2)	6	12

Semi-Final Finish		
Rank	Bib #	
<b>S1 Finish</b>		
1	1	
2	4	
3	7	
4	5	
5	10	
6	11	
<b>S2 Finish</b>		
1	3	
2	2	
3	6	
4	8	
5	9	
6	12	

Final Start		
Lane Choice	Bib #	
<b>Start Time: 13:40</b>		
1	1	
2	3	
3	2	
4	4	
5	6	
6	7	

Final Finish		
Rank	Bib #	
Gold	3	
Silver	1	
Bronze	2	
4	4	
5	7	
6	6	

Gold	3
Silver	1
Bronze	2


Joelle Sevigny  
Carly Holland  
Nicola Davies

LL1 - 3rd place Quarter-Final finisher with lowest qualification time (lowest bib number)

LL2 - 3rd place Quarter-Final finisher with 2nd lowest qualification time (2nd lowest bib number)

Quarter-Final 3rd Place Finishers				
Heat	Bib #	LL?	Name	
Quarter 1	10	LL1	Madeleine Harris	
Quarter 2	14		Anika Asfeldt	
Quarter 3	16		Michelle Hall	
Quarter 4	12	LL2	Allie Saurette	
Quarter 5	13		Lauren Turcot	

\*The two Quarter Final 3rd place finishers with the fastest qualification times (lowest bib numbers) move onto the Semi-Finals



# SPRINT ADVANCEMENT CHART

## Alberta Cup 1 - Canmore Nordic Kickstart

[Date]

### Midget Boys

For Quarter-Finals, Lane Choice (LC) is determined by fastest qualification time (lowest bib number).

For Semi-Finals and Final, Lane Choice (LC) is determined by placing in the previous round, then by, fastest qualification time (lowest bib number).

*Please make choices with Assistant Starter so you are all in proper lanes when you move to the start.*

Quarter-Final Start		
LC	Bib #	Name
<b>Q1 Start Time: 13:15</b>		
1	31	Peter Hicks
2	38	Cole Watson
3	39	Marc Dupuis
4	46	Joshua Malmsten
5	47	Liam McKay
6	54	
<b>Q2 Start Time: 13:18</b>		
1	34	Luke Praught
2	35	Nicholas Bardak
3	42	Bryan Carruthers
4	43	Silas Lang
5	50	
6	51	
<b>Q3 Start Time: 13:21</b>		
1	32	Eric Byram
2	37	Michael MacIsaac-Jones
3	40	Pearce Hanna
4	45	Trevor Mueller
5	48	Gabriel Corbeil
6	53	
<b>Q4 Start Time: 13:24</b>		
1	33	Anders Cowper
2	36	Ben Thompson
3	41	Stefan Martin
4	44	Kellen Viznaugh
5	49	
6	52	

Quarter-Final Finish		
Rank	Bib #	
<b>Q1 Finish</b>		
1	31	
2	38	
3	39	
4	47	
5	46	
6		
<b>Q2 Finish</b>		
1	34	
2	35	
3	42	
4	43	
5		
6		
<b>Q3 Finish</b>		
1	32	
2	37	
3	40	
4	45	
5	48	
6		
<b>Q4 Finish</b>		
1	33	
2	36	
3	41	
4	44	
5		
6		

Semi-Final Start		
Lane Choice	Bib #	
<b>S1 Start Time: 13:34</b>		
1	31	
2	34	
3	35	
4	38	
<b>S2 Start Time: 13:37</b>		
1	32	
2	33	
3	36	
4	37	

Semi-Final Finish		
Rank	Bib #	
<b>S1 Finish</b>		
1	31	
2	35	
3	34	
4	38	
<b>S2 Finish</b>		
1	32	
2	33	
3	37	
4	36	


Final Start		
Lane Choice	Bib #	
<b>Start Time: 13:47</b>		
1	31	
2	32	
3	33	
4	35	

Gold	31
Silver	32
Bronze	33

Final Finish		
Rank	Bib #	
Gold	31	
Silver	32	
Bronze	33	
	4	35

Peter Hicks  
Eric Byram  
Anders Cowper



# SPRINT ADVANCEMENT CHART

## Alberta Cup 1 - Canmore Nordic Kickstart

Dec 5th 2009

### Juvenile Girls

For Quarter-Finals, Lane Choice (LC) is determined by fastest qualification time (lowest bib number).

For Semi-Finals and Final, Lane Choice (LC) is determined by placing in the previous round, then by, fastest qualification time (lowest bib number).

Please make choices with Assistant Starter so you are all in proper lanes when you move to the start.

Quarter-Final Start		
LC	Bib #	Name
<b>Q1 Start Time: 13:50</b>		
1	91	Suzanne Stevenson
2	100	Leanna Augsten
3	101	Claire Schneider
4	110	Emma Cebuliak
5	111	Mary Buckland
6	120	
<b>Q2 Start Time: 13:53</b>		
1	94	Nicole Perrin
2	97	Siobhan Jones
3	104	Susanne Fraser
4	107	Annah Hanthorn
5	114	Carolyn Légaré-Stokes
6	117	
<b>Q3 Start Time: 13:56</b>		
1	95	Emily de Freitas
2	96	Kate Epler
3	105	Tess Forbes
4	106	Takwákin Trottier
5	115	Amelia Espey
6	116	Jasmine Mclean
<b>Q4 Start Time: 13:59</b>		
1	92	Maya Maclsaac-Jones
2	99	Ember Large
3	102	Jennifer Borchert
4	109	Ashley Mulders
5	112	Ivy Strother
6	119	
<b>Q5 Start Time: 14:02</b>		
1	93	Kendra Hicks
2	98	Bryn Lukowiak
3	103	Natasha Harvey
4	108	Kirsten Douglas
5	113	Bronte Viznaugh
6	118	

Quarter-Final Finish		
Rank	Bib #	
<b>Q1 Finish</b>		
1	91	
2	101	
3*	100	
4	110	
5	111	
6		
<b>Q2 Finish</b>		
1	97	
2	107	
3*	104	
4	114	
5		
6		
<b>Q3 Finish</b>		
1	95	
2	106	
3*	105	
4	115	
5	116	
6		
<b>Q4 Finish</b>		
1	92	
2	99	
3*	102	
4	112	
5	109	
6		
<b>Q5 Finish</b>		
1	93	
2	98	
3*	103	
4	108	
5	113	
6		

Semi-Final Start		
Lane Choice	Bib #	
<b>S1 Start Time: 14:20</b>		
1	91	
2	97	
3	101	
4	106	
5	107	
(LL1)	6	100
<b>S2 Start Time: 14:23</b>		
1	92	
2	93	
3	95	
4	98	
5	99	
(LL2)	6	102

Semi-Final Finish		
Rank	Bib #	
<b>S1 Finish</b>		
1	91	
2	101	
3	97	
4	100	
5	107	
6	106	
<b>S2 Finish</b>		
1	92	
2	93	
3	95	
4	102	
5	98	
6	99	

Final Start		
Lane Choice	Bib #	
<b>Start Time: 14:33</b>		
1	91	
2	92	
3	93	
4	101	
5	95	
6	97	

Final Finish		
Rank	Bib #	
Gold	91	
Silver	92	
Bronze	97	
4	93	
5	95	
6	101	

Gold	91
Silver	92
Bronze	97


Suzanne Stevenson  
Maya Maclsaac-Jones  
Siobhan Jones

LL1 - 3rd place Quarter-Final finisher with lowest qualification time (lowest bib number)

LL2 - 3rd place Quarter-Final finisher with 2nd lowest qualification time (2nd lowest bib number)

Quarter-Final 3rd Place Finishers				
Heat	Bib #	LL?	Name	
Quarter 1	100	LL1	Leanna Augsten	
Quarter 2	104		Susanne Fraser	
Quarter 3	105		Tess Forbes	
Quarter 4	102	LL2	Jennifer Borchert	
Quarter 5	103		Natasha Harvey	

\*The two Quarter Final 3rd place finishers with the fastest qualification times (lowest bib numbers) move onto the Semi-Finals



# SPRINT ADVANCEMENT CHART

## Alberta Cup 1 - Canmore Nordic Kickstart

Dec 5th 2009

### Juvenile Boys

For Quarter-Finals, Lane Choice (LC) is determined by fastest qualification time (lowest bib number).

For Semi-Finals and Final, Lane Choice (LC) is determined by placing in the previous round, then by, fastest qualification time (lowest bib number).

Please make choices with Assistant Starter so you are all in proper lanes when you move to the start.

Quarter-Final Start		
LC	Bib #	Name
<b>Q1 Start Time: 14:05</b>		
1	61	Oliver Hodgins
2	70	Sam McConnery
3	71	Sam Groeneveld
4	80	Samuel Beaudoin
5	81	Matthew Strum
6	90	
<b>Q2 Start Time: 14:08</b>		
1	64	Steven Coueffin
2	67	Nico Tobias
3	74	Ryan Alexandruk
4	77	Nelson Allan
5	84	Evan Grohn
6	87	
<b>Q3 Start Time: 14:11</b>		
1	65	Kevin Stafford
2	66	Shawn DeGroot
3	75	North Alton
4	76	Evan Stryde
5	85	Alexander Dieleman
6	86	Martijn Dieleman
<b>Q4 Start Time: 14:14</b>		
1	62	Will Finch
2	69	Luke Bertozzi
3	72	Cole Stewart
4	79	Aidan Millar
5	82	Nils Asfeldt
6	89	
<b>Q5 Start Time: 14:17</b>		
1	63	Colin Elliott
2	68	Micah Killick
3	73	Mitchell Harris
4	78	Nelson Martell
5	83	Calvin Rossouw
6	88	

Quarter-Final Finish		
Rank	Bib #	
<b>Q1 Finish</b>		
1	61	
2	71	
3*	70	
4	80	
5	81	
6		
<b>Q2 Finish</b>		
1	64	
2	67	
3*	77	
4	74	
5	84	
6		
<b>Q3 Finish</b>		
1	65	
2	66	
3*	75	
4	76	
5	85	
6	86	
<b>Q4 Finish</b>		
1	62	
2	72	
3*	82	
4	69	
5	79	
6		
<b>Q5 Finish</b>		
1	63	
2	68	
3*	73	
4	78	
5	83	
6		

Semi-Final Start		
Lane Choice	Bib #	
<b>S1 Start Time: 14:27</b>		
1	61	
2	64	
3	66	
4	67	
5	71	
(LL1)	6	70
<b>S2 Start Time: 14:30</b>		
1	62	
2	63	
3	65	
4	68	
5	72	
(LL2)	6	73

Semi-Final Finish		
Rank	Bib #	
<b>S1 Finish</b>		
1	61	
2	67	
3	64	
4	71	
5	70	
6	66	
<b>S2 Finish</b>		
1	65	
2	62	
3	68	
4	73	
5	63	
6	72	

Final Start		
Lane Choice	Bib #	
<b>Start Time: 14:40</b>		
1	61	
2	65	
3	62	
4	67	
5	64	
6	68	

Final Finish		
Rank	Bib #	
Gold	61	
Silver	67	
Bronze	64	
4	65	
5	68	
6		

Gold	61
Silver	67
Bronze	64


Oliver Hodgins  
Nico Tobias  
Steven Coueffin

LL1 - 3rd place Quarter-Final finisher with lowest qualification time (lowest bib number)

LL2 - 3rd place Quarter-Final finisher with 2nd lowest qualification time (2nd lowest bib number)

Quarter-Final 3rd Place Finishers				
Heat	Bib #	LL?	Name	
Quarter 1	70	LL1	Sam McConnery	
Quarter 2	77		Nelson Allan	
Quarter 3	75		North Alton	
Quarter 4	82		Nils Asfeldt	
Quarter 5	73	LL2	Mitchell Harris	

\*The two Quarter Final 3rd place finishers with the fastest qualification times (lowest bib numbers) move onto the Semi-Finals



# SPRINT ADVANCEMENT CHART

## Alberta Cup 1 - Canmore Nordic Kickstart

Dec 5th 2009

### Junior Girls

For Quarter-Finals, Lane Choice (LC) is determined by fastest qualification time (lowest bib number).

For Semi-Finals and Final, Lane Choice (LC) is determined by placing in the previous round, then by, fastest qualification time (lowest bib number).

Please make choices with Assistant Starter so you are all in proper lanes when you move to the start.

Quarter-Final Start		
LC	Bib #	Name
<b>Q1 Start Time: 14:43</b>		
1	121	Rebecca Reid
2	130	Megan Boonstra
3	131	Sarah Hanthorn
4	140	Emma Camicioli
5	141	Hanna Wilson
6	150	
<b>Q2 Start Time: 14:47</b>		
1	124	Tessni Carruthers
2	127	Sonja Poole
3	134	Davis Alton
4	137	Tamika Mulders
5	144	
6	147	
<b>Q3 Start Time: 14:50</b>		
1	125	Bronwyn Allan
2	126	Samantha Reid
3	135	Sheena Walkley
4	136	Natasha Boyes
5	145	
6	146	
<b>Q4 Start Time: 14:53</b>		
1	122	Megan Hall
2	129	Ariel Raudsepp
3	132	Alana Closs
4	139	Lucy Jancus
5	142	Rachel Burkinshaw-Zelko
6	149	
<b>Q5 Start Time: 14:56</b>		
1	123	Olivia Bouffard-Nesbitt
2	128	Lauren DeGroot
3	133	Ronena Wolach
4	138	Sekwan Trotter
5	143	Annick Sevigny
6	148	

Quarter-Final Finish		
Rank	Bib #	
<b>Q1 Finish</b>		
1	121	
2	130	
3*	131	
4	141	
5	140	
6		
<b>Q2 Finish</b>		
1	124	
2	127	
3*	134	
4	137	
5		
6		
<b>Q3 Finish</b>		
1	125	
2	126	
3*	136	
4	135	
5		
6		
<b>Q4 Finish</b>		
1	122	
2	129	
3*	132	
4	139	
5	142	
6		
<b>Q5 Finish</b>		
1	123	
2	128	
3*	133	
4	138	
5	143	
6		

Semi-Final Start		
Lane Choice	Bib #	
<b>S1 Start Time: 15:11</b>		
1	121	
2	124	
3	126	
4	127	
5	130	
(LL1)	6	131
<b>S2 Start Time: 15:14</b>		
1	122	
2	123	
3	125	
4	128	
5	129	
(LL2)	6	132

Semi-Final Finish		
Rank	Bib #	
<b>S1 Finish</b>		
1	121	
2	126	
3	124	
4	127	
5	131	
6	130	
<b>S2 Finish</b>		
1	122	
2	125	
3	123	
4	128	
5	129	
6	132	

Final Start		
Lane Choice	Bib #	
<b>Start Time: 15:24</b>		
1	121	
2	122	
3	125	
4	126	
5	123	
6	124	

Final Finish		
Rank	Bib #	
Gold	121	
Silver	125	
Bronze	122	
4	124	
5	123	
6	126	

Gold	121
Silver	125
Bronze	122


Rebecca Reid  
Bronwyn Allan  
Megan Hall

LL1 - 3rd place Quarter-Final finisher with lowest qualification time (lowest bib number)

LL2 - 3rd place Quarter-Final finisher with 2nd lowest qualification time (2nd lowest bib number)

Quarter-Final 3rd Place Finishers				
Heat	Bib #	LL?	Name	
Quarter 1	131	LL1	Sarah Hanthorn	
Quarter 2	134		Davis Alton	
Quarter 3	136		Natasha Boyes	
Quarter 4	132	LL2	Alana Closs	
Quarter 5	133		Ronena Wolach	

\*The two Quarter Final 3rd place finishers with the fastest qualification times (lowest bib numbers) move onto the Semi-Finals



# SPRINT ADVANCEMENT CHART

## Alberta Cup 1 - Canmore Nordic Kickstart

[Date]

### Junior Boys

For Quarter-Finals, Lane Choice (LC) is determined by fastest qualification time (lowest bib number).

For Semi-Finals and Final, Lane Choice (LC) is determined by placing in the previous round, then by, fastest qualification time (lowest bib number).

*Please make choices with Assistant Starter so you are all in proper lanes when you move to the start.*

Quarter-Final Start		
LC	Bib #	Name
<b>Q1 Start Time: 14:59</b>		
1	151	Julien Locke
2	158	Peter Locke
3	159	Colin Ferrie
4	166	Kevin Durkee
5	167	Connor MacDonald
6	174	
<b>Q2 Start Time: 15:02</b>		
1	154	Martin Schrama
2	155	Alex Mahoney
3	162	Ragnar Robinson
4	163	Joel Hanthorn
5	170	
6	171	
<b>Q3 Start Time: 15:05</b>		
1	152	Zach Holland
2	157	Alex Hopkins
3	160	Paul Dupuis
4	165	Angus Wilson
5	168	
6	173	
<b>Q4 Start Time: 15:08</b>		
1	153	Stefan Sander-Green
2	156	Cole Hetherington
3	161	Mitch Carere
4	164	Hans Asfeldt
5	169	
6	172	

Quarter-Final Finish		
Rank	Bib #	
<b>Q1 Finish</b>		
1	159	
2	151	
3	158	
4	166	
5		
6		
<b>Q2 Finish</b>		
1	155	
2	154	
3	162	
4	163	
5		
6		
<b>Q3 Finish</b>		
1	152	
2	160	
3	157	
4	165	
5		
6		
<b>Q4 Finish</b>		
1	153	
2	156	
3	161	
4	164	
5		
6		

Semi-Final Start		
Lane Choice	Bib #	
<b>S1 Start Time: 15:18</b>		
1	155	
2	159	
3	151	
4	154	
<b>S2 Start Time: 15:21</b>		
1	152	
2	153	
3	156	
4	160	

Semi-Final Finish		
Rank	Bib #	
<b>S1 Finish</b>		
1	151	
2	154	
3	155	
4	159	
<b>S2 Finish</b>		
1	152	
2	153	
3	160	
4	156	

Final Start		
Lane Choice	Bib #	
<b>Start Time: 15:31</b>		
1	151	
2	152	
3	153	
4	154	

Gold	151
Silver	152
Bronze	154

Final Finish	
Rank	Bib #
Gold	151
Silver	152
Bronze	154
4	153

Julien Locke  
Zach Holland  
Martin Schrama



# SPRINT ADVANCEMENT CHART

<b>Alberta Cup 1 - Canmore Nordic Kickstart</b>	[Date]
<b>Junior Women</b>	

Quarter-Final Start		
LC	Bib #	Name
<b>Q1 Start Time:</b>		
1	181	Stephanie Vetsch
2	188	
3	189	
4	196	
5	197	
6	204	
<b>Q2 Start Time:</b>		
1	184	Johanna Ferrie
2	185	
3	192	
4	193	
5	200	
6	201	
<b>Q3 Start Time:</b>		
1	182	Michaela Howie
2	187	
3	190	
4	195	
5	198	
6	203	
<b>Q4 Start Time:</b>		
1	183	Maja Zimmermann
2	186	
3	191	
4	194	
5	199	
6	202	

Quarter-Final Finish		
Rank	Bib #	
<b>Q1 Finish</b>		
1		
2		
3		
4		
5		
6		
<b>Q2 Finish</b>		
1		
2		
3		
4		
5		
6		
<b>Q3 Finish</b>		
1		
2		
3		
4		
5		
6		
<b>Q4 Finish</b>		
1		
2		
3		
4		
5		
6		

For Quarter-Finals, Lane Choice (LC) is determined by fastest qualification time (lowest bib number).  
 For Semi-Finals and Final, Lane Choice (LC) is determined by placing in the previous round, then by, fastest qualification time (lowest bib number).  
*Please make choices with Assistant Starter so you are all in proper lanes when you move to the start.*

Semi-Final Start		
Lane Choice	Bib #	
<b>S1 Start Time:</b>		
1	181	
2	184	
3	186	
4		
<b>S2 Start Time: 15:37</b>		
1	182	
2	183	
3	185	
4	187	

Semi-Final Finish		
Rank	Bib #	
<b>S1 Finish</b>		
1		
2		
3		
4		
<b>S2 Finish</b>		
1		
2		
3		
4		

Final Start		
Lane Choice	Bib #	
<b>Start Time: 15:47</b>		
1	181	
2	182	
3	183	
4	184	
<b>Gold 183</b>		
<b>Silver 182</b>		
<b>Bronze 181</b>		

Final Finish		
Rank	Bib #	
<b>Gold 183</b>		
<b>Silver 182</b>		
<b>Bronze 181</b>		
4	184	

Maja Zimmermann  
 Michaela Howie  
 Stephanie Vetsch



# SPRINT ADVANCEMENT CHART

## Alberta Cup 1 - Canmore Nordic Kickstart Dec 5th 2009 Junior Men

Qualifier Finish	
Rank	Name
191	Joey Burton
192	Lucas Jungmann
193	Jimmy Gunka
194	Bob Thompson
195	Leif Lennie
196	Jordan Cascagnette
197	Andy Brisbin

Quarter-Final Start	
LC	Bib # Name
<b>Q1 Start Time:</b>	
1	191
2	200
3	201
4	210
5	211
6	220
<b>Q2 Start Time:</b>	
1	194
2	197
3	204
4	207
5	214
6	217
<b>Q3 Start Time:</b>	
1	195
2	196
3	205
4	206
5	215
6	216
<b>Q4 Start Time:</b>	
1	192
2	199
3	202
4	209
5	212
6	219
<b>Q5 Start Time:</b>	
1	193 Jimmy Gunka
2	198
3	203
4	208
5	213
6	218

Quarter-Final Finish	
Rank	Bib #
<b>Q1 Finish</b>	
1	
2	
3*	
4	
5	
6	
<b>Q2 Finish</b>	
1	
2	
3*	
4	
5	
6	
<b>Q3 Finish</b>	
1	
2	
3*	
4	
5	
6	
<b>Q4 Finish</b>	
1	
2	
3*	
4	
5	
6	
<b>Q5 Finish</b>	
1	
2	
3*	
4	
5	
6	

For Quarter-Finals, Lane Choice (LC) is determined by fastest qualification time (lowest bib number).  
 For Semi-Finals and Final, Lane Choice (LC) is determined by placing in the previous round, then by, fastest qualification time (lowest bib number).  
 Please make choices with Assistant Starter so you are all in proper lanes when you move to the start.

Semi-Final Start		Semi-Final Finish		Final Start		Final Finish	
Lane Choice	Bib #	Rank	Bib #	Lane Choice	Bib #	Rank	Bib #
<b>S1 Start Time: 15:40</b>		<b>S1 Finish</b>		<b>Start Time: 15:50</b>			
1	191	1	191	1	191	Gold	191
2	194	2	194	2	192	Silver	192
3	195	3	195	3	194	Bronze	194
4	197	4	197	4	196	4	195
5		5		5	193	5	193
(LL1)	6	6		6	195	6	196
<b>S2 Start Time: 15:43</b>		<b>S2 Finish</b>					
1	192	1	192				
2	193	2	196				
3	196	3	193				
4		4					
5		5					
(LL2)	6	6					

Gold	191
Silver	192
Bronze	194

Joey Burton |  
 Lucas Jungmann  
 Bob Thompson

LL1 - 3rd place Quarter-Final finisher with lowest qualification time (lowest bib number)  
 LL2 - 3rd place Quarter-Final finisher with 2nd lowest qualification time (2nd lowest bib number)

Quarter-Final 3rd Place Finishers			
Heat	Bib #	LL?	Name
Quarter 1			
Quarter 2			
Quarter 3			
Quarter 4			
Quarter 5			

\*The two Quarter Final 3rd place finishers with the fastest qualification times (lowest bib numbers) move onto the Semi-Finals



# SPRINT ADVANCEMENT CHART

## Alberta Cup 1 - Canmore Nordic Kickstart

Dec 5th 2009

### Senior Women

For Quarter-Finals, Lane Choice (LC) is determined by fastest qualification time (lowest bib number).

For Semi-Finals and Final, Lane Choice (LC) is determined by placing in the previous round, then by, fastest qualification time (lowest bib number).

Please make choices with Assistant Starter so you are all in proper lanes when you move to the start.

Quarter-Final Start		
LC	Bib #	Name
<b>Q1 Start Time: 15:53</b>		
1	211	Dasha Gaiazova
2	220	Alysson Marshall
3	221	Madeleine Williams
4	230	Annika Hicks
5	231	Mary Thompson
6	240	
<b>Q2 Start Time: 15:56</b>		
1	214	Andrea Dupont
2	217	Marlis Kromm
3	224	Allyson Cummings
4	227	Megan McTavish
5	234	
6	237	
<b>Q3 Start Time: 15:59</b>		
1	215	Karla Bailey
2	216	Kate Brennan
3	225	Jacqui Benson
4	226	Amanda Ammar
5	235	
6	236	
<b>Q4 Start Time: 16:02</b>		
1	212	Heidi Widmer
2	219	Sarah Daitch
3	222	Rhonda Jewett
4	229	Sara Hewitt
5	232	Eva Szabo
6	239	
<b>Q5 Start Time: 16:05</b>		
1	213	Shayla Swanson
2	218	Emily Nishikawa
3	223	Brooke Gosling
4	228	Hannah Perry
5	233	Stephanie Roth
6	238	

Quarter-Final Finish		
Rank	Bib #	
<b>Q1 Finish</b>		
1	211	
2	220	
3*	231	
4	230	
5		
6		
<b>Q2 Finish</b>		
1	214	
2	217	
3*	224	
4	227	
5		
6		
<b>Q3 Finish</b>		
1	216	
2	215	
3*	226	
4		
5		
6		
<b>Q4 Finish</b>		
1	219	
2	212	
3*	222	
4	232	
5		
6		
<b>Q5 Finish</b>		
1	218	
2	213	
3*	228	
4		
5		
6		

Semi-Final Start		
Lane Choice	Bib #	
<b>S1 Start Time: 16:23</b>		
1	211	
2	214	
3	215	
4	217	
5	220	
(LL1)	6	222
<b>S2 Start Time: 16:26</b>		
1	216	
2	218	
3	219	
4	212	
5	213	
(LL2)	6	224

Semi-Final Finish		
Rank	Bib #	
<b>S1 Finish</b>		
1	211	
2	214	
3	222	
4	217	
5	215	
6	220	
<b>S2 Finish</b>		
1	216	
2	212	
3	213	
4	218	
5	219	
6	224	

Final Start		
Lane Choice	Bib #	
<b>Start Time: 16:36</b>		
1	211	
2	216	
3	212	
4	214	
5	213	
6	222	

Final Finish		
Rank	Bib #	
Gold	211	
Silver	213	
Bronze	214	
4	222	
5	216	
6	212	

Gold	211
Silver	213
Bronze	214


Dasha Gaiazova  
Shayla Swanson  
Andrea Dupont

LL1 - 3rd place Quarter-Final finisher with lowest qualification time (lowest bib number)

LL2 - 3rd place Quarter-Final finisher with 2nd lowest qualification time (2nd lowest bib number)

Quarter-Final 3rd Place Finishers				
Heat	Bib #	LL?	Name	
Quarter 1	231		Mary Thompson	
Quarter 2	224	LL2	Allyson Cummings	
Quarter 3	226		Amanda Ammar	
Quarter 4	222	LL1	Rhonda Jewett	
Quarter 5	228		Hannah Perry	

\*The two Quarter Final 3rd place finishers with the fastest qualification times (lowest bib numbers) move onto the Semi-Finals



# SPRINT ADVANCEMENT CHART

## Alberta Cup 1 - Canmore Nordic Kickstart

Dec 5th 2009

### Senior Men

For Quarter-Finals, Lane Choice (LC) is determined by fastest qualification time (lowest bib number).

For Semi-Finals and Final, Lane Choice (LC) is determined by placing in the previous round, then by, fastest qualification time (lowest bib number).

Please make choices with Assistant Starter so you are all in proper lanes when you move to the start.

Quarter-Final Start		
LC	Bib #	Name
<b>Q1 Start Time: 16:08</b>		
1	251	Philip Widmer
2	260	Julien Nury
3	261	Anthony Killick
4	270	Skeets Morel
5	271	Scott Sullivan
6	280	Karl Saidla
<b>Q2 Start Time: 16:11</b>		
1	254	Drew Goldsack
2	257	Frédéric Touchette
3	264	Christopher Butler
4	267	Michael Somppi
5	274	Thomsen D'Hont
6	277	Jeff Ellis
<b>Q3 Start Time: 16:14</b>		
1	255	Jess Cockney
2	256	David Nighbor
3	265	Ian Murray
4	266	Mike Argue
5	275	Haakon Lenes
6	276	Graeme Killick
<b>Q4 Start Time: 16:17</b>		
1	252	Stefan Kuhn
2	259	Terrell Stephen
3	262	Dan Roycroft
4	269	Jesse Winter
5	272	Kevin Sandau
6	279	Shane Stevens
<b>Q5 Start Time: 16:20</b>		
1	253	Sean Crooks
2	258	Harry Seaton
3	263	David Greer
4	268	Gerard Garnier
5	273	Brent McMurtry
6	278	Phil Wood

Quarter-Final Finish		
Rank	Bib #	
<b>Q1 Finish</b>		
1	251	
2	260	
3*	270	
4	261	
5	271	
6	280	
<b>Q2 Finish</b>		
1	254	
2	257	
3*	267	
4	274	
5	277	
6		
<b>Q3 Finish</b>		
1	255	
2	265	
3*	256	
4	275	
5	266	
6	276	
<b>Q4 Finish</b>		
1	259	
2	252	
3*	269	
4	279	
5		
6		
<b>Q5 Finish</b>		
1	253	
2	273	
3*	263	
4	278	
5	268	
6	258	

Semi-Final Start		
Lane Choice	Bib #	
<b>S1 Start Time: 16:29</b>		
1	251	
2	254	
3	257	
4	260	
5	265	
(LL1)	6	256
<b>S2 Start Time: 16:32</b>		
1	253	
2	255	
3	259	
4	252	
5	273	
(LL2)	6	263

Semi-Final Finish		
Rank	Bib #	
<b>S1 Finish</b>		
1	251	
2	257	
3	254	
4	265	
5	260	
6	256	
<b>S2 Finish</b>		
1	255	
2	252	
3	253	
4	259	
5	263	
6	273	

Final Start		
Lane Choice	Bib #	
<b>Start Time: 16:42</b>		
1	251	
2	255	
3	252	
4	257	
5	253	
6	254	

Final Finish		
Rank	Bib #	
Gold	251	
Silver	257	
Bronze	255	
4	252	
5	254	
6	253	

Gold	251
Silver	257
Bronze	255


Philip Widmer  
Frédéric Touchette  
Jess Cockney

LL1 - 3rd place Quarter-Final finisher with lowest qualification time (lowest bib number)

LL2 - 3rd place Quarter-Final finisher with 2nd lowest qualification time (2nd lowest bib number)

Quarter-Final 3rd Place Finishers				
Heat	Bib #	LL?	Name	
Quarter 1	270		Skeets Morel	
Quarter 2	267		Michael Somppi	
Quarter 3	256	LL1	David Nighbor	
Quarter 4	269		Jesse Winter	
Quarter 5	263	LL2	David Greer	

\*The two Quarter Final 3rd place finishers with the fastest qualification times (lowest bib numbers) move onto the Semi-Finals



# SPRINT ADVANCEMENT CHART

## Alberta World Cup 1 - Canmore Nordic Kickstart Masters Women (Combined) Dec 5th 2009

Quarter-Final Start		
LC	Bib #	Name
<b>Q1 Start Time:</b>		
1	311	Angela Ripley
2	320	
3	321	
4	330	
5	331	
6	340	
<b>Q2 Start Time:</b>		
1	314	Laurie Harvey
2	317	Carol Morrison
3	324	
4	327	
5	334	
6	337	
<b>Q3 Start Time:</b>		
1	315	Glenda Zamzow
2	316	Tania Embree
3	325	
4	326	
5	335	
6	336	
<b>Q4 Start Time:</b>		
1	312	Valerie Thompson
2	319	
3	322	
4	329	
5	332	
6	339	
<b>Q5 Start Time:</b>		
1	313	Wietske Eikelenboom
2	318	
3	323	
4	328	
5	333	
6	338	

Quarter-Final Finish		
Rank	Bib #	
<b>Q1 Finish</b>		
1		
2		
3*		
4		
5		
6		
<b>Q2 Finish</b>		
1		
2		
3*		
4		
5		
6		
<b>Q3 Finish</b>		
1		
2		
3*		
4		
5		
6		
<b>Q4 Finish</b>		
1		
2		
3*		
4		
5		
6		
<b>Q5 Finish</b>		
1		
2		
3*		
4		
5		
6		

For Quarter-Finals, Lane Choice (LC) is determined by fastest qualification time (lowest bib number).  
 For Semi-Finals and Final, Lane Choice (LC) is determined by placing in the previous round, then by, fastest qualification time (lowest bib number).  
 Please make choices with Assistant Starter so you are all in proper lanes when you move to the start.

Semi-Final Start		
Lane Choice	Bib #	
<b>S1 Start Time:</b>		
1		
2		
3		
4		
5		
(LL1)	6	
<b>S2 Start Time:</b>		
1		
2		
3		
4		
5		
(LL2)	6	

Semi-Final Finish		
Rank	Bib #	
<b>S1 Finish</b>		
1		
2		
3		
4		
5		
6		
<b>S2 Finish</b>		
1		
2		
3		
4		
5		
6		

Final Start		
Lane Choice	Bib #	
<b>Start Time: 16:57</b>		
1	311	
2	312	
3	313	
4	314	
5	315	
6	316	
		7 317


Final Finish		
Rank	Bib #	
Gold	312	
Silver	311	
Bronze	313	
4	314	
5	315	
6	316	
		7 317

Master 1&2     Gold     Angela Ripley  
 Masters 3&4     Gold     Wietske Eikelenboom  
 Masters 3&4     Silver     Laurie Harvey  
 Masters 3&4     Bronze     Glenda Zamzow  
 Masters 5&6     Gold     Valerie Thompson

LL1 - 3rd place Quarter-Final finisher with lowest qualification time (lowest bib number)  
 LL2 - 3rd place Quarter-Final finisher with 2nd lowest qualification time (2nd lowest bib number)

Quarter-Final 3rd Place Finishers			
Heat	Bib #	LL?	Name
Quarter 1			
Quarter 2			
Quarter 3			
Quarter 4			
Quarter 5			

\*The two Quarter Final 3rd place finishers with the fastest qualification times (lowest bib numbers) move onto the Semi-Finals



# SPRINT ADVANCEMENT CHART

Alberta Cup 1 - Canmore Nordic Kickstart

Dec 5th 2009

Master Men 1 & 2

For Quarter-Finals, Lane Choice (LC) is determined by fastest qualification time (lowest bib number).

For Semi-Finals and Final, Lane Choice (LC) is determined by placing in the previous round, then by, fastest qualification time (lowest bib number).

Please make choices with Assistant Starter so you are all in proper lanes when you move to the start.

Quarter-Final Start		
LC	Bib #	Name
<b>Q1 Start Time:</b>		
1	291	Mark Toth
2	300	
3	301	
4	310	
5	311	
6	320	
<b>Q2 Start Time:</b>		
1	294	Peter Jessulat
2	297	
3	304	
4	307	
5	314	
6	317	
<b>Q3 Start Time:</b>		
1	295	
2	296	
3	305	
4	306	
5	315	
6	316	
<b>Q4 Start Time:</b>		
1	292	Liam Parsons
2	299	
3	302	
4	309	
5	312	
6	319	
<b>Q5 Start Time:</b>		
1	293	Sean Huggins-Chan
2	298	
3	303	
4	308	
5	313	
6	318	

Quarter-Final Finish		
Rank	Bib #	
<b>Q1 Finish</b>		
1		
2		
3*		
4		
5		
6		
<b>Q2 Finish</b>		
1		
2		
3*		
4		
5		
6		
<b>Q3 Finish</b>		
1		
2		
3*		
4		
5		
6		
<b>Q4 Finish</b>		
1		
2		
3*		
4		
5		
6		
<b>Q5 Finish</b>		
1		
2		
3*		
4		
5		
6		

Semi-Final Start		
Lane Choice	Bib #	
<b>S1 Start Time:</b>		
1		
2		
3		
4		
5		
(LL1)	6	
<b>S2 Start Time:</b>		
1		
2		
3		
4		
5		
(LL2)	6	

Semi-Final Finish		
Rank	Bib #	
<b>S1 Finish</b>		
1		
2		
3		
4		
5		
6		
<b>S2 Finish</b>		
1		
2		
3		
4		
5		
6		

Final Start		
Lane Choice	Bib #	
<b>Start Time: 16:51</b>		
1	291	
2	292	
3	293	
4	294	
5		
6		

Gold	292
Silver	293
Bronze	294

Final Finish		
Rank	Bib #	
Gold	292	
Silver	293	
Bronze	294	
4		
5		
6		

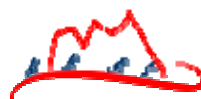
Liam Parsons  
Sean Huggins-Chan  
Peter Jessulat

LL1 - 3rd place Quarter-Final finisher with lowest qualification time (lowest bib number)

LL2 - 3rd place Quarter-Final finisher with 2nd lowest qualification time (2nd lowest bib number)

Quarter-Final 3rd Place Finishers			
Heat	Bib #	LL?	Name
Quarter 1			
Quarter 2			
Quarter 3			
Quarter 4			
Quarter 5			

\*The two Quarter Final 3rd place finishers with the fastest qualification times (lowest bib numbers) move onto the Semi-Finals



# SPRINT ADVANCEMENT CHART

<b>Alberta Cup 1 - Canmore Nordic Kickstart</b>	[Date]
<b>Master Men 3&amp;4</b>	

For Quarter-Finals, Lane Choice (LC) is determined by fastest qualification time (lowest bib number).  
 For Semi-Finals and Final, Lane Choice (LC) is determined by placing in the previous round, then by, fastest qualification time (lowest bib number).  
*Please make choices with Assistant Starter so you are all in proper lanes when you move to the start.*

Quarter-Final Start		
LC	Bib #	Name
<b>Q1 Start Time:</b>		
1	297	Jon Arne Enevoldsen
2	304	
3	305	
4	312	
5	313	
6	320	
<b>Q2 Start Time:</b>		
1	300	George Smith
2	301	
3	308	
4	309	
5	316	
6	317	
<b>Q3 Start Time:</b>		
1	298	Phil Shaw
2	303	
3	306	
4	311	
5	314	
6	319	
<b>Q4 Start Time:</b>		
1	299	Clayton Stafford
2	302	
3	307	
4	310	
5	315	
6	318	

Quarter-Final Finish		
Rank	Bib #	
<b>Q1 Finish</b>		
1		
2		
3		
4		
5		
6		
<b>Q2 Finish</b>		
1		
2		
3		
4		
5		
6		
<b>Q3 Finish</b>		
1		
2		
3		
4		
5		
6		
<b>Q4 Finish</b>		
1		
2		
3		
4		
5		
6		

Semi-Final Start		
Lane Choice	Bib #	
<b>S1 Start Time:</b>		
1	297	
2	300	
3	301	
4	303	
<b>S2 Start Time:</b>		
1	298	
2	299	
3	302	
4		

Semi-Final Finish		
Rank	Bib #	
<b>S1 Finish</b>		
1		
2		
3		
4		
<b>S2 Finish</b>		
1		
2		
3		
4		

Final Start		
Lane Choice	Bib #	
<b>Start Time: 17:00</b>		
1	297	
2	298	
3	299	
4	300	

Gold	297
Silver	299
Bronze	300
4	

Final Finish		
Rank	Bib #	
<b>Gold</b>		
<b>Silver</b>		
<b>Bronze</b>		
4		

Jon Arne Enevoldsen  
 Clayton Stafford  
 George Smith



# SPRINT ADVANCEMENT CHART

Alberta Cup 1 - Canmore Nordic Kickstart

Dec 5th 2009

Masters Men 5678

For Quarter-Finals, Lane Choice (LC) is determined by fastest qualification time (lowest bib number).

For Semi-Finals and Final, Lane Choice (LC) is determined by placing in the previous round, then by, fastest qualification time (lowest bib number).

Please make choices with Assistant Starter so you are all in proper lanes when you move to the start.

Quarter-Final Start		
LC	Bib #	Name
<b>Q1 Start Time:</b>		
1	304	Kim Poole
2	313	
3	314	
4	323	
5	324	
6	333	
<b>Q2 Start Time:</b>		
1	307	Kevin McBeth
2	310	
3	317	
4	320	
5	327	
6	330	
<b>Q3 Start Time:</b>		
1	308	Ray Potvin
2	309	
3	318	
4	319	
5	328	
6	329	
<b>Q4 Start Time:</b>		
1	305	Norbert Meier
2	312	
3	315	
4	322	
5	325	
6	332	
<b>Q5 Start Time:</b>		
1	306	Angus Cockney
2	311	
3	316	
4	321	
5	326	
6	331	

Quarter-Final Finish		
Rank	Bib #	
<b>Q1 Finish</b>		
1		
2		
3*		
4		
5		
6		
<b>Q2 Finish</b>		
1		
2		
3*		
4		
5		
6		
<b>Q3 Finish</b>		
1		
2		
3*		
4		
5		
6		
<b>Q4 Finish</b>		
1		
2		
3*		
4		
5		
6		
<b>Q5 Finish</b>		
1		
2		
3*		
4		
5		
6		

Semi-Final Start		
Lane Choice	Bib #	
<b>S1 Start Time:</b>		
1		
2		
3		
4		
5		
(LL1)	6	
<b>S2 Start Time:</b>		
1		
2		
3		
4		
5		
(LL2)	6	

Semi-Final Finish		
Rank	Bib #	
<b>S1 Finish</b>		
1		
2		
3		
4		
5		
6		
<b>S2 Finish</b>		
1		
2		
3		
4		
5		
6		

Final Start		
Lane Choice	Bib #	
<b>Start Time: 16:54</b>		
1	304	
2	305	
3	306	
4	307	
5	308	
6		

Final Finish		
Rank	Bib #	
Gold	306	
Silver	304	
Bronze	307	
4		
5		
6		

Gold	306
Silver	304
Bronze	307

Angus Cockney  
Kim Poole  
Kevin MCBeth

LL1 - 3rd place Quarter-Final finisher with lowest qualification time (lowest bib number)

LL2 - 3rd place Quarter-Final finisher with 2nd lowest qualification time (2nd lowest bib number)

Quarter-Final 3rd Place Finishers			
Heat	Bib #	LL?	Name
Quarter 1			
Quarter 2			
Quarter 3			
Quarter 4			
Quarter 5			

\*The two Quarter Final 3rd place finishers with the fastest qualification times (lowest bib numbers) move onto the Semi-Finals

